

































































Hệ	Mã Số	Mặt Cắt	T/N	STĐ	V	Mờ	Hệ	Mã Số	Mặt Cắt	T/N	STĐ	V	Mờ	
Cửa sổ lùa D500	D5051 (1.2)	Máng trên 70x31.7 	627	638	746	606	Cửa đi TK 760	7607 (1.0)	Ghép gờ 76.2x6 	284	283	352	263	
	5051A (1.2)	Máng trên 70x54.6 	904	920	1,085	876		T7608 (1.4)	Ngang k/b gờ 76.2x38 	691	698	879	670	
	D5052 (1.2)	Máng dưới 70x34.2 	535	546	643	520		7611 (1.0)	Nẹp gài đồ giữa 12.8x16 	136	142	171	128	
	5052A (1.1)	Ghép máng 57,2x70 	923	941	1,109	895		T7651 (1.4)	Trên , dưới 100x30 	1,036	1,036	1,263	962	
	D5053 (1.2)	Đứng k/bao 72.8x22.1 	422	431	507	411		T7652 (1.4)	Đứng c/trón 60x34 	766	765	932	711	
	D5053A (1.2)	Đứng k/bao 67x25 	646	661	775	628		T7653 (1.4)	Cánh gờ 60x34 	839	835	1,024	780	
	D5054 (1.2)	Ngang trên 25.4x21.9 	350	356	421	339		T7654 (1.4)	Đồ giữa 110x30 	1,069	1,066	1,308	993	
	D5055 (1.2)	Ngang dưới 54x21.9 	496	506	595	483		Cửa sổ bật KH 1000	KH012 (1.7)	Ngang cánh bật 57 x 38 	848	821	1,110	821
	D5056 (1.2)	Cánh móc 28.5x34.9 	452	462	544	440			KH013 (1.7)	Đứng cánh bật 57 x 40 	871	842	1,137	841
	D5057 (1.2)	Cánh tròn 25.4x31.7 	410	416	489	397			KH014 (1.2)	Nẹp cánh bật 17 x 18.5 	154	164	202	151
5126 (1.2)	Trung gian 21.7x31.9 	249	254	298	241	KH034 (1.7)	Khungbao 101.6 x 38 		1,071	1,036	1,408	1,038		
Cửa đi L700	L7001 (1.2)	Ngang k/bao 70x30 	619	632	744	603	KH035 (1.7)		Ngăn giữa 101.6 x 83.6 	1,631	1,578	2,135	1,576	
	L7002 (1.2)	Đứng k/bao 70x30 	499	520	601	486	KH036 (1.2)		Nẹp gài k/bao 41.3 x 2.8 	256	261	338	249	
	L7006 (1.2)	Ghép giữa 70x30 	862	880	1,034	837	Vách ngăn & cửa đi Shop Front 1000		KH024 (1.7)	K/bao hở 101.6 x 44.5 	1,082	1,048	1,418	1,048
	L7051 (1.3)	Đồ trên, dưới 75x25.4 	799	818	962	776			KH025 (1.7)	K/bao 101.6 x 44.5 	1,219	1,178	1,598	1,180
	L7052 (1.3)	Đứng c/trón 50x30 	614	627	737	597			KH026 (1.7)	Ghép tr/gian 81.6 x 19 	496	578	649	482
	L7053 (1.3)	Đứng c/gờ 50x30 	687	700	824	666			KH027 (1.2)	Nẹp k/bao 43.85 x 21.9 	256	299	337	248
	L7054 (1.3)	Đồ giữa 100x25.4 	982	1,001	1,177	953		KH028 (1.2)	Nẹp gờ k/bao 18.7 x 22 	332	335	438	319	
L7005 (1.1)	Ghép giữa 70x30 	771	785	925	748	KH029 (1.6)		Cánh tròn 80.2 x 42 	1,099	1,062	1,440	1,063		
L7109 (1.1)	K/bao 70x23 	435	440	520	419	KH030 (1.2)		Nẹp gờ cánh 42 x 8 	194	202	252	185		
Vách ngăn L700	L7011 (1.2)	Hộp 2 gờ 25.4x76.2 	727	742	873	707	KH031 (1.6)	Đồ tr/dưới 115.2 x 38 	1,389	1,395	1,821	1,345		
	L7012 (1.2)	Hộp 1 gờ 25.4x76.2 	687	700	823	666	KH032 (1.6)	Đồ giữa 130.4 x 38 	1,632	1,574	2,164	1,576		
	L7019 (1.2)	K/bao 25.4x76.2 	526	537	632	511	Cửa lưới muối cuốn	DK082	Máng trên k/bao 41 x 41 	571	555	738	554	
	L7020 (1.1)	Hộp hở 25.4x76.2 	462	472	555	448		DK083	Đứng k/bao 36 x 25.5 	326	322	429	317	
	Đồ cửa DK	DK076 (1.3)	Đồ cánh cửa 100 x 30 	894	879	1,073		869	DK084	Máng dưới 26.3 x 25.6 	376	382	489	364
DK146 (1.2)		Đồ giữa 100 x 30 	913	895	1,095	885		DK085	Ngang cánh 36 x 10.3 	282	285	362	272	
Lá lam ri	4221 (1.1)	Lá sóng 107.7x6.5 	367	374	440	356		DK086	Ống trục lõi 19.5 	136	146	177	135	
	4223 (0.9)	Lá phẳng 105x9.5 	323	329	388	314		Lá xách thông gió	9936	Lá Z2 100.2x60 	445	443	536	413
	4330 (1.0)	Lá hộp tròn 107.6x10 	562	573	676	546	9944		Ngang k/bao 80x25 	455	483	584	438	
	4332A (0.85)	Lá hộp sọc 103x9.8 	496	506	595	483	9946		Đứng k/bao 80x25 	435	460	562	420	
	4226 (1.5)	Lá phẳng 175x14.6 	1,049	1,070	1,261	1,018	6666T		Chữ Y 25x41 	218	233	284	206	
DK013 (3.0)	U kiếng 49.7 x 20 	555	568	683	542	6667A	Đồ g/chữ Y 30x6 		124	132	172	118		

Ghi Chú : Đơn hàng đặt tối thiểu phải trên 300 kg/mã hàng.

Đơn hàng dưới 300 kg/mã hàng cộng thêm 10% trên đơn giá, nhưng số lượng tối thiểu phải 50 kg/mã hàng.

Hệ	Mã Số	Mặt Cắt	T/N	STĐ	V	Mờ	Hệ	Mã Số	Mặt Cắt	T/N	STĐ	V	Mờ
Cửa đi TK 1000	1001 (1.7)	Hộp 2 gờ 44.5x101.6	1,462	1,449	1,756	1,328	Mặt dụng AV	AV011 (2.0)	Đố ngang 75x63	1,760	1,759	2,171	1,708
	1002 (1.7)	Hộp 1gờ 44.5x101.6	1,389	1,372	1,666	1,260		AV012 (1.6)	Nắp đế 63.5x25.2	477	479	590	464
	1009 (1.6)	Khung bao 44.5x101.6	1,062	1,052	1,279	968		AV013 (2.8)	Đế kiếng 61.2x9.5	572	573	707	557
	1010 (1.6)	Hộp hờ 44.5x101.6	903	894	1,088	831		AV014 (2.8)	Đố (dấu) 113x63	2,326	2,327	2,867	2,255
	1011 (1.65)	Máng c/định 101.6x89	1,831	1,810	2,194	1,660		AV015 (1.8)	Cánh sổ bật 63x47.9	749	749	923	725
	1051 (1.6)	Đứng cánh 44.5x44.5	774	767	932	705		AV016 (2.0)	K/bao cửa bật 37x32	398	399	489	386
	1052 (1.6)	Cánh tròn 44.5x50.8	795	787	954	719		AV017 (2.0)	Đố góc 107.4x107.4	2,952	2,951	3,637	2,865
	1053 (1.6)	Cánh L/nheo 44.5x50.8	839	832	1,014	770		AV019 (2.0)	Đố (nổi) 114x63	2,155	2,155	2,655	2,091
	1053B (1.6)	Cánh L/nheo 44.5x50.8	859	852	1,031	779		AV020 (2.5)	Đố (nổi) lớn 128x63	2,875	2,878	3,546	2,790
	1054 (1.7)	Ngang c/dưới 44.5x98.4	1,360	1,345	1,637	1,238		AV021 (3.0)	Hộp nối đố 80x58	2,171	2,172	2,676	2,105
	1061 (1.7)	Ngang c/trên 44.5x76.1	1,110	1,094	1,329	1,005		Mặt dụng DK & KH	DK095 (2.2)	Đố ngang 63.5 x 50	1,316	1,294	1,622
4053 (1.0) (6105)	12.8x19.8	171	178	208	156	DK096 (2.1)	Đế kính 48.4 x 8.8		363	362	447	352	
6115	38 x 8	237	245	279	218	DK097 (1.1)	Nắp dầy 50 x 25.4		296	290	364	286	
6118	20 x 30	180	190	230	167	DK104 (2.2)	Đố (dấu) 82 x 60		1,560	1,530	1,922	1,513	
L6101 (0.85)	25.4x25.4	221	230	262	195	DK105 (2.2)	Đố (dấu) 67 x 60		1,392	1,367	1,716	1,352	
6101 (1.1)	25.4x25.4	284	284	318	261	DK120 (2.2)	Đố đứng 114.3 x 50		1,904	1,870	2,350	1,848	
T6101 (1.4)	25.4x25.4	366	364	443	328	DK121 (2.0)	Đố ngang 73 x 56		1,841	1,809	2,267	1,783	
L6102 (0.85)	25.4x38.1	284	281	341	255	DK122 (2.0)	Đố ngang 69 x 56		1,652	1,625	2,037	1,603	
6102 (1.4)	25.4x38.1	450	446	544	407	DK123	Nối trong 51.2 x 22.8		808	859	996	784	
T6102 (1.45)	25.4x38.1	474	471	566	426	DK124 (1.8)	Nắp 55.4 x 22		464	456	571	451	
L6103 (0.85)	25.4x50.8	340	335	410	311	DK147 (2.0)	K/b cửa bật 36.3 x 53.2		519	530	639	504	
Các thanh hình hộp	6103 (1.4)	25.4x50.8	555	548	664	501	DK148 (1.8)	Cánh bật 45.7 x 65.3	725	739	893	703	
	6111 (1.2)	25.4x12.8	244	243	294	221	KH076 (2.4)	Đố đứng 170 x 56	3,235	3,176	3,984	3,136	
	6139 (1.25)	39x26.6	413	411	489	386	KH077 (2.0)	Đố đứng 170 x 56	2,691	2,643	3,317	2,611	
	L7013 (1.3)	25.4x76.2	665	657	804	603	KH078 (1.6)	Nắp 55 x 90.2	1,102	1,083	1,357	1,070	
	7013 (1.4)	25.4x76.2	724	717	841	644	KH083 (2.0)	Đố đứng 124 x 56	2,471	2,287	2,930	2,397	
	9864 (0.9) (6109)	38x50	409	400	481	364	KM001	Đế kính 51.67 x 12.4	462	472	547	448	
	9865 (0.9) (6110)	38x76	512	510	584	472	KM002 (2.0)	Đố (dấu) 160 x 80	2,431	2,387	2,993	2,358	
	L7004 (1.2)	44.5 x 76.2	693	692	799	651	KM003 (3.0)	Đố nổi 138.7 x 75.5	3,269	3,211	4,030	3,172	
	7004 (1.4)	44.5 x 76.2	834	822	954	770	KM004 (2.1)	Đố ngang 118 x 56.6	2,400	2,360	2,960	2,330	
	1003 (1.7)	44.5 x 101.6	1,357	1,344	1,633	1,227	Nẹp kiếng	3242	Nẹp gài 10 ly 19.4x16.2	126	126	154	122
	DK039 (2.0)	50 x 50	989	960	1,153	928		3243	Đế gài 10 ly 35.4x17.7	231	232	284	223
	DK040 (2.0)	50 x 100	1,501	1,458	1,752	1,410		3246	Đế gài 10 ly 38x15	194	195	239	189
	6104 (1.6)	80 x 80	1,355	1,344	1,628	1,224		3247	Nẹp gài 10 ly 14x11	92	93	113	89
	6106 (1.75)	37.9 x 25.3	555	548	658	502		4406	Đế gài 10 ly 32.5x14.2	197	199	245	192
	KM005 (1.9)	110 x 100	2,027	1,965	2,355	1,904		4407	Nẹp gài 10 ly 12.7x14.2	129	130	159	124
	KM006 (1.9)	100 x 90	1,828	1,776	2,130	1,720		4408	Đế gài 29.8x14.3	142	141	174	136
								4409	Nẹp gài 14.4x14.4	87	86	106	83

Ghi Chú : Đơn hàng đặt tối thiểu phải trên 300 kg/mã hàng.

Đơn hàng dưới 300 kg/mã hàng cộng thêm 10% trên đơn giá, nhưng số lượng tối thiểu phải 50 kg/mã hàng.